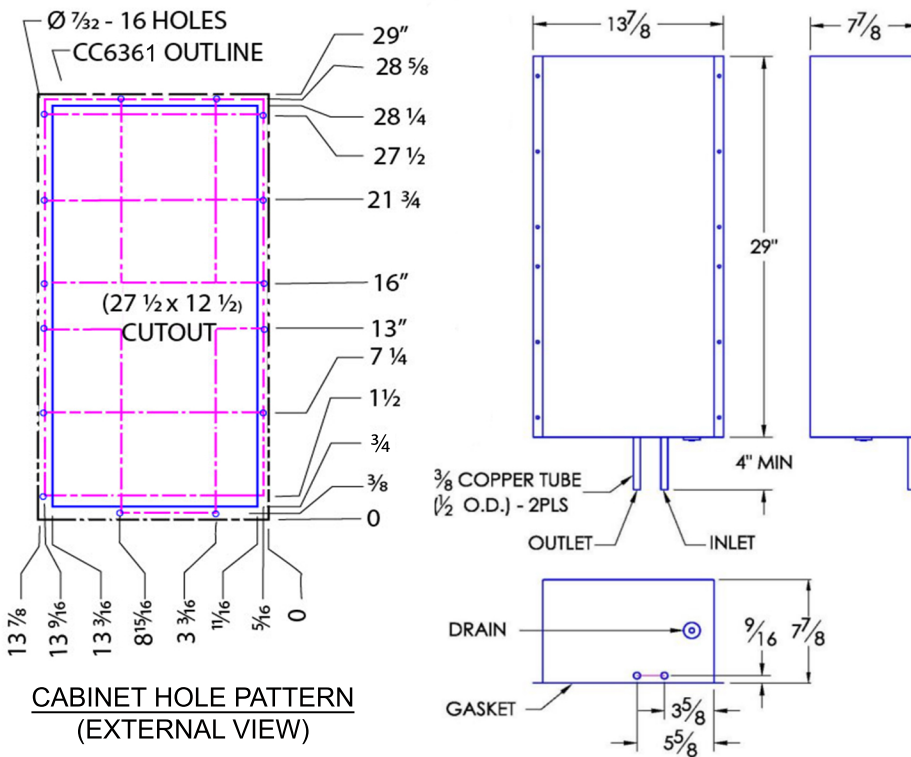




HEAT EXCHANGER CC6361F WL TYPE 4 AIR TO WATER FLUSH MOUNT MODEL

Model	Weight (lbs)	Rating @ 40°C ΔT (BTU/hr)	Amps Current Draw at 115 volts AC	Fan size	Dimensions-Inches (HxWxD)
CC6361 WL TYPE 4	32 lbs	21,800	0.9	3 x 6"	29 x 13.8 x 7.8

Efficiency: 159.7 Watts / °C ΔT based on average internal cabinet temperature



CABINET HOLE PATTERN
(EXTERNAL VIEW)



PRODUCT SPECIFICATIONS

1. UL Listed for TYPE 4 environments
2. CC6360 Rated cooling: 6,388 Watts mounted to an uninsulated 72" x 36" x 24" Cabinet with 1 GPM of water at 20°C, 40°C ambient air and 60°C cabinet air temperature
3. Designed for surface mounting on the outside of cabinet
4. Housing is aluminum (Standard color)
5. External water inlet and outlet connections
6. Equipped with mounting gasket to maintain the TYPE 4 integrity of your cabinet
7. Available with AC (115 & 230V) and DC (12, 24, & 48V) fans.
DC version includes junction box, consult website
8. Vertical mounting only
9. Coolant water pressure: Pressure tested to 100 psi. Safe working pressure is 60 psi
10. Recommended coolant flow rate (gallons per minute): 1 GPM
11. For design, quote, and sizing assistance: call (512) 595-5700

*Subject to change without notice



Meets the Requirements of NSF/ANSI/CAN 614.372
UL File #SA9567

CC6361 TYPE 4
Air to Water Flush Mount Model

NOREN™ 205 s. Edmond Street
Taylor, TX 76574
(512) 595-5700
THERMAL SOLUTIONS www.norenthermal.com

**CC6360 FLUSH MOUNT
TYPE 4**

CCS-PBD-7.2.2-883345-C